



SMART PRIVACY GLASS

XANDER PRESTIGE



SMART PRIVACY GLASS

XANDER PRESTIGE

Why choose aluminium?

Renowned for its perfect combination of light weight and high strength, aluminium is the ideal material for sliding and folding doors, providing slim, elegant designs and outstanding performance.

With a life-span measured in decades rather than years, together with extremely low maintenance requirements, aluminium has become the perfect choice for home owners.

All our systems are designed with performance, looks and efficiency in mind, with each frame incorporating a

'thermal-break' to insulate doors against heat loss, raise the internal temperature of a house and help reduce the risk of condensation.

Maintenance for aluminium systems is simple and straightforward, with a routine 'wipe-clean' all that is required to keep the products looking their best. With no requirement for re-painting or re-varnishing, aluminium windows and doors will never fade, deteriorate or rust, even in harsh environments, or coastal locations.

◆ *Our systems have been designed to not only withstand all that the elements can throw at them, but also to deliver minimum heat loss and great thermal efficiency.*



How do I assess performance?

There are a number of things to take into account, but also some useful guides to help you:



Security – most window and doors will be certified to PAS24. This means the manufacture has been monitored by an accredited certification body. It's worth noting though that this is a minimum standard - it doesn't include higher or lower grades for security.



Thermal Performance – this depends on a number of factors, including your system and glazing choice, the direction the door faces and the prevailing weather conditions. When comparing systems, U-values will give you a good guide. These are a standard measure of how good a material is as an insulator – the lower its U-value, the better insulator it is.



Weather – as part of the building 'envelope', windows and doors contribute to its overall weather performance, including its water and wind resistance and air-tightness. Manufacturers test their window and door systems to make sure they meet the required performance standards.

Our products: Slide-folding Doors

Visofold Range

Available in a range of opening configurations to suit any application, Visofold doors can be folded internally or externally and with the opening at the side (so the sashes all fold one way), at one end (to create a single entrance door) or in the middle (to give the option of a double door).

Visofold's flexibility makes it the ideal choice for projects where large, uninterrupted openings are required, with the system providing maximum light and space to give unimpeded views. The highly-versatile, easy-to-operate system is the perfect option for even the largest project, capable of opening up an entire wall, yet presenting a contemporary, elegant glazed façade when closed.

All Visofold profiles feature a thermal break to deliver enhanced thermal performance and energy efficiency and security is assured by multi-point lock mechanisms on the main opening sashes, and shoot-bolt locks on the 'floating' mullions. The doors can have either a low threshold for unimpeded access, or a rebated threshold for improved weather resistance.

Visofold doors are available in a choice of standard or non-standard colours, including metallic, wood-structure, dual colour and Smart's unique Sensations range of textured finishes.



Visofold 1000

Kitemarked and security-tested to the PAS24 standard, Visofold 1000 slide-folding doors features a choice of internally or externally folding panels, which when open help to integrate your home's external and internal living spaces, offering uninterrupted views.



With internal glazing beads preventing the removal of glass from outside, and high-security locking mechanisms in the handle, our doors are built to last and to be secure.



Visofold 6000

The latest addition to our range, Visofold 6000 is a high-quality, high-performance slide and fold door. Featuring the slimmest profiles currently available in the Smart range, the system provides a contemporary, elegant solution for both residential and commercial applications.







◆ Our products: Accessories

Our range of accessories helps provide you with those vital finishing touches for your new door system.

From handles to hinges, the style and colour of the accessories you select will have a significant effect on the final aesthetic look of your door. Whether you want a modern, contemporary feel, or prefer a more traditional look, we have a wide range of style and colour options to choose from.

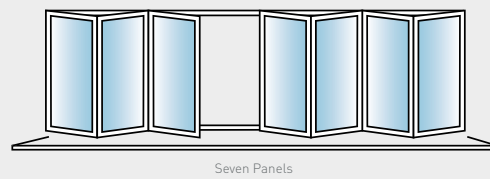

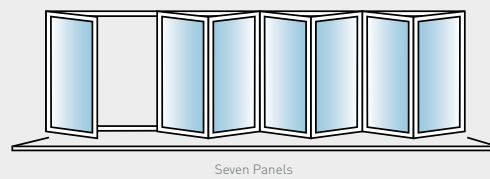
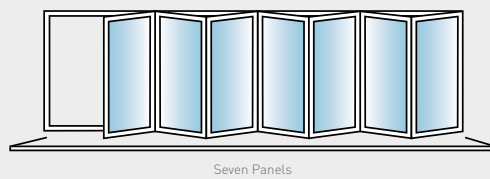
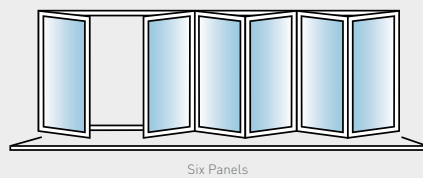
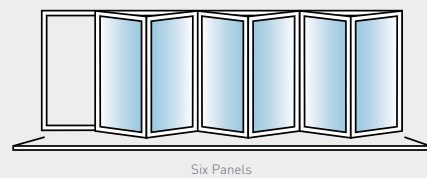
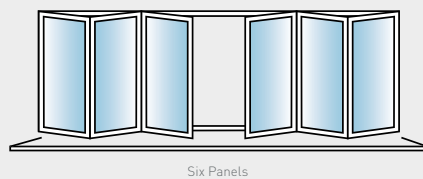
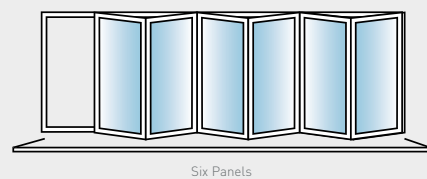
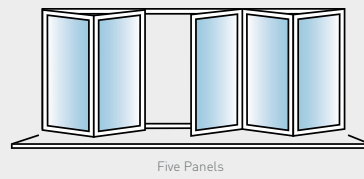
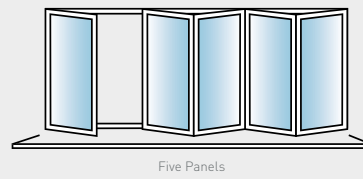
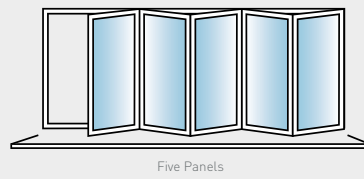
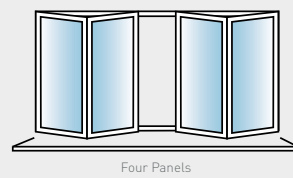
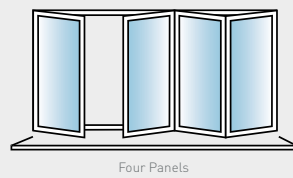
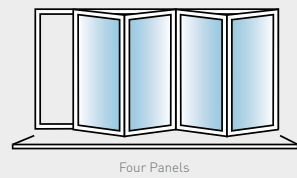
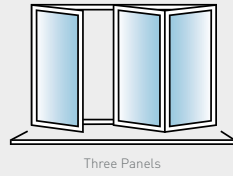
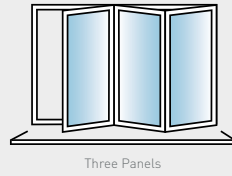
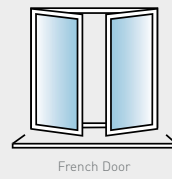
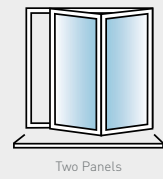
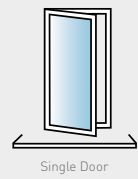
When selecting the hardware for your door, you can be assured that the hardware supplied by Smart has been fully tested alongside the profile systems. Ensure that your door has Smart hardware.



◆ Look for the new 'Smart Spark' on our hardware. It's our mark of quality and when you see it, you know the product has been through our exhaustive system testing programme.

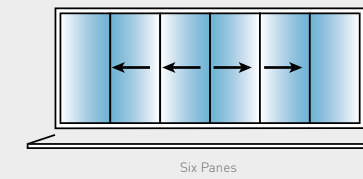

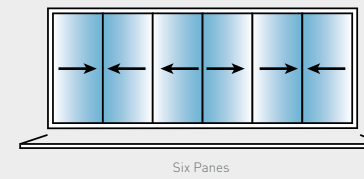
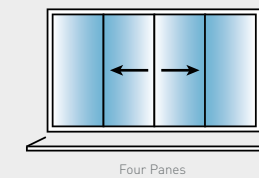
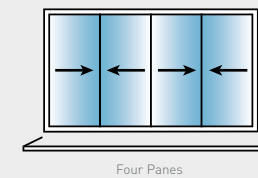
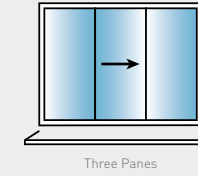
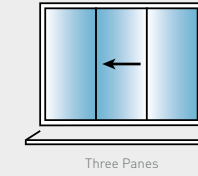
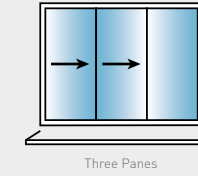
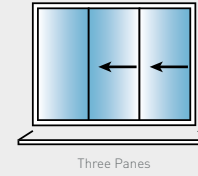
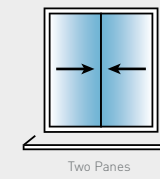
Design: Slide-folding Door

Slide-folding doors feature multiple door leaves which concertina to one or both sides of the frame.



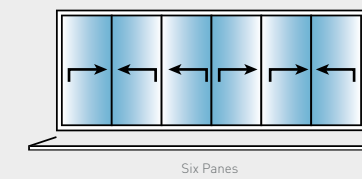
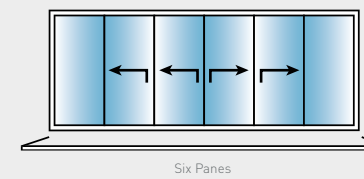
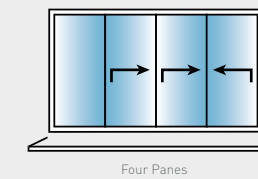
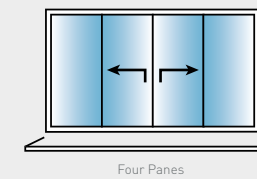
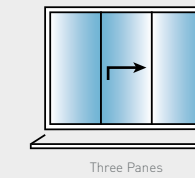
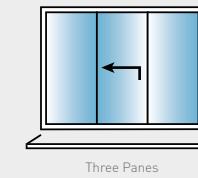
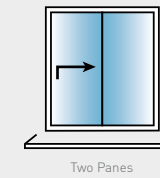
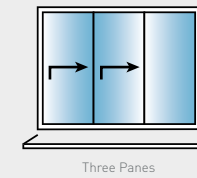
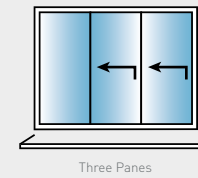
Design: Sliding Door

Sliding doors open and close in line, with the large door panes stacked one behind the other. The arrows below show sliding panes.



Design: Lift & Slide Door

Lift and slide doors are opened by turning the handle to lift the door on its track, then sliding it to the side. Individual door sashes can be locked in place at any point within the opening. The arrows below show the lift and sliding panes.





SMART PRIVACY GLASS

X A N D E R P R E S T I G E